


MINELAB GPX6000 STAND

The protective detector stand for your GPX6000 raises your detector up out of the dirt helping look after your investment. The stand clips onto the GPX battery requiring no modifications to the detector ensuring the warranty is not impacted.



PREPARATION

- Ensure the battery is clean of all dirt before installation and check that the [4] screw holes on the bottom of the battery are not full of dirt.



INSTALLATION

- Using a Phillips head screwdriver install the stand onto the battery shell using the [3] supplied countersunk screws. Do not overtighten the screws as you may strip the holes in the stand.



[3] Phillips Head Screws

- Clip the shell onto the bottom on the battery using the locating posts as a guide.

Note: The stand can be removed at any time and installed onto a second battery.



This product is not endorsed by Minelab. Created and designed by Tryhard Prospecting 2023. Slight imperfections maybe seen in the product due to production.

